

# Guided Tour

Your guide to getting started using  
Britannica Library.



# The Landing Page

On this page you can search in any level. Each of the levels has its own search box. You can also click on 'Junior', 'Student' or 'Adult' to go directly to each respective homepage.



**Britannica Library button** – this button appears at the top of every page; clicking it will bring you back to the Landing Page so that you can start a new search or switch levels.

Each level – Junior, Student and Adult – has its own homepage containing age-appropriate, interactive features and unique ways to explore the site.

# Junior Homepage



Students can answer quiz questions, which will lead them into the related Britannica article to learn more!

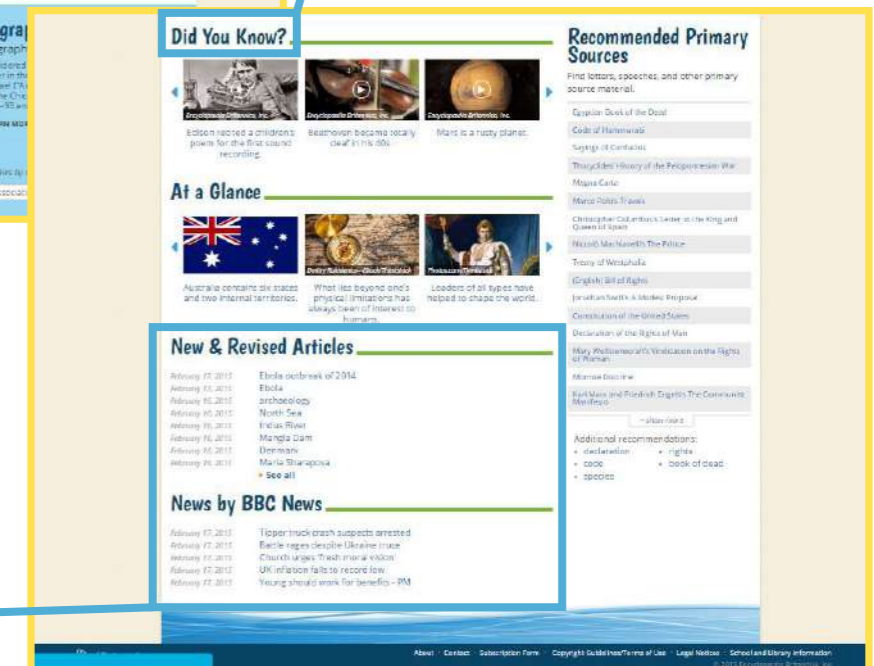
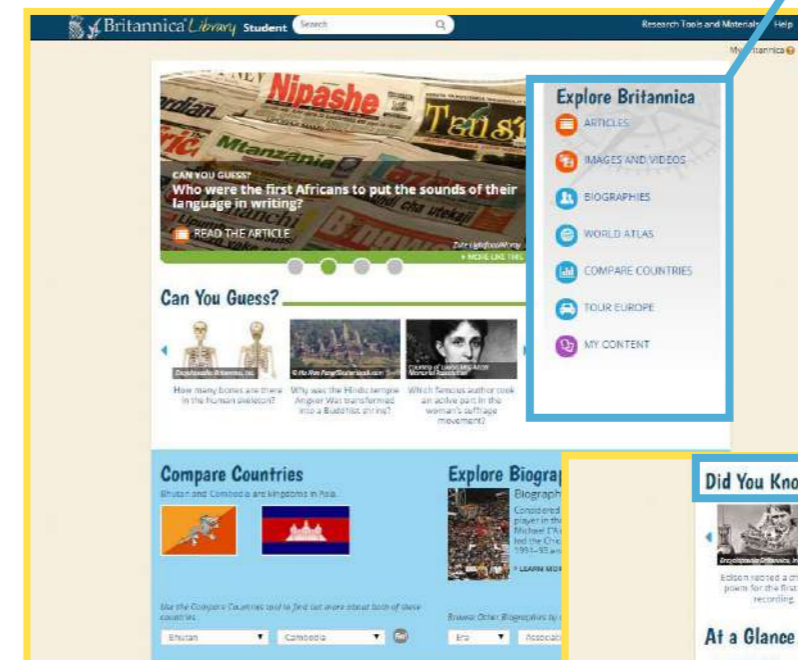
Here are some shortcuts to great features like our **World Atlas** and **Compare Countries**. Students can also find our **Geography Explorer**, learn about different animals in **Animal Kingdom** and browse by topic in **Articles** from this menu.

# Student Homepage

Through **Explore Britannica** students can:

- Browse **Articles** by subject
- Look for **Biographies** by era, nationality, gender and/or significance
- Explore the **World Atlas**
- Compare statistical information between different countries with our **Compare Countries** tool

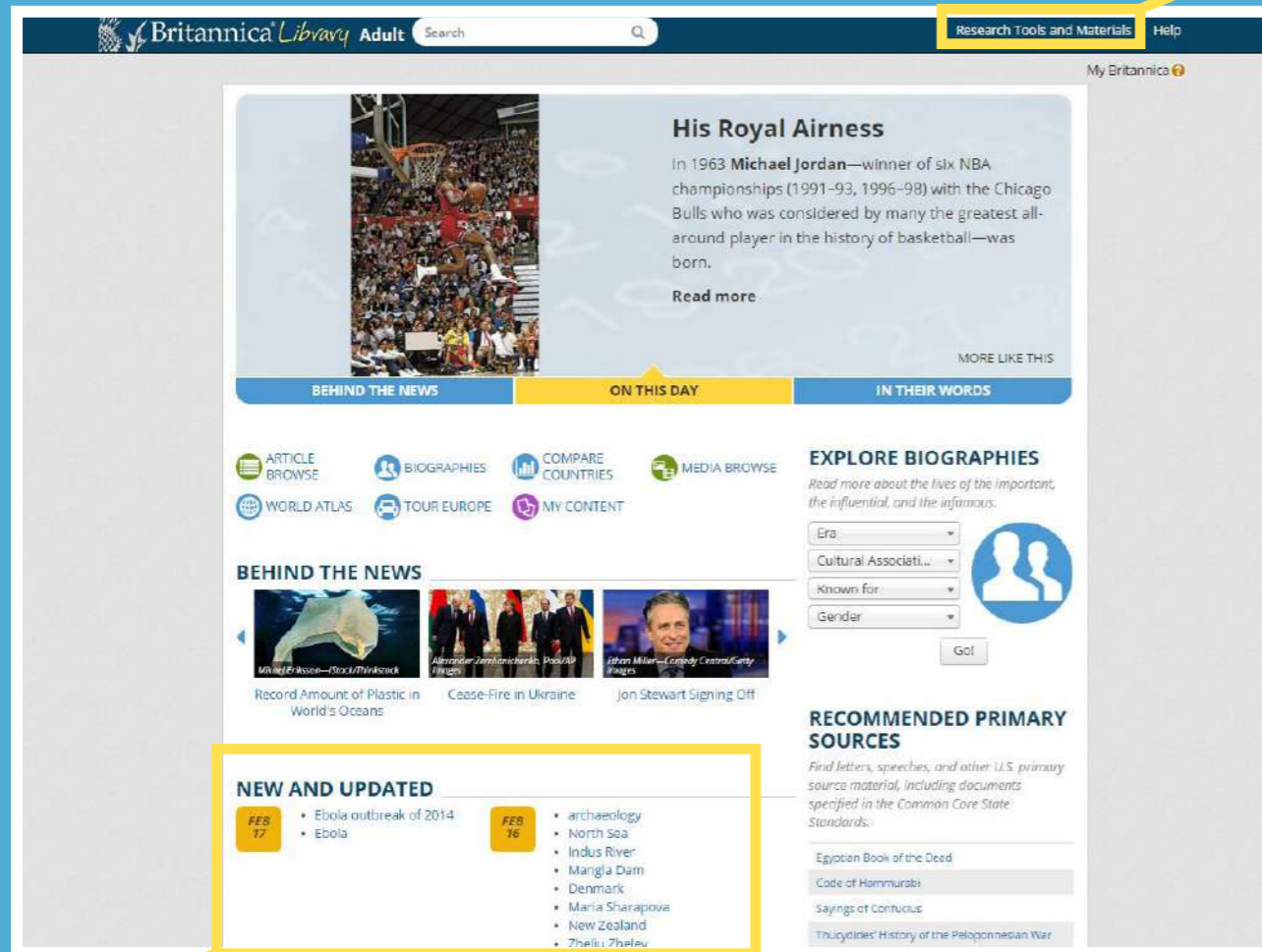
Check out our **Did You Know?** videos – these alternating videos are a great way to start a discussion or learn new and interesting facts about a variety of topics.



**Newsfeed** – with current, age-appropriate news stories on all homepages. The Junior level has CBBC, the Student level has the BBC and the Adult level has NYT and the BBC.

# Adult Homepage

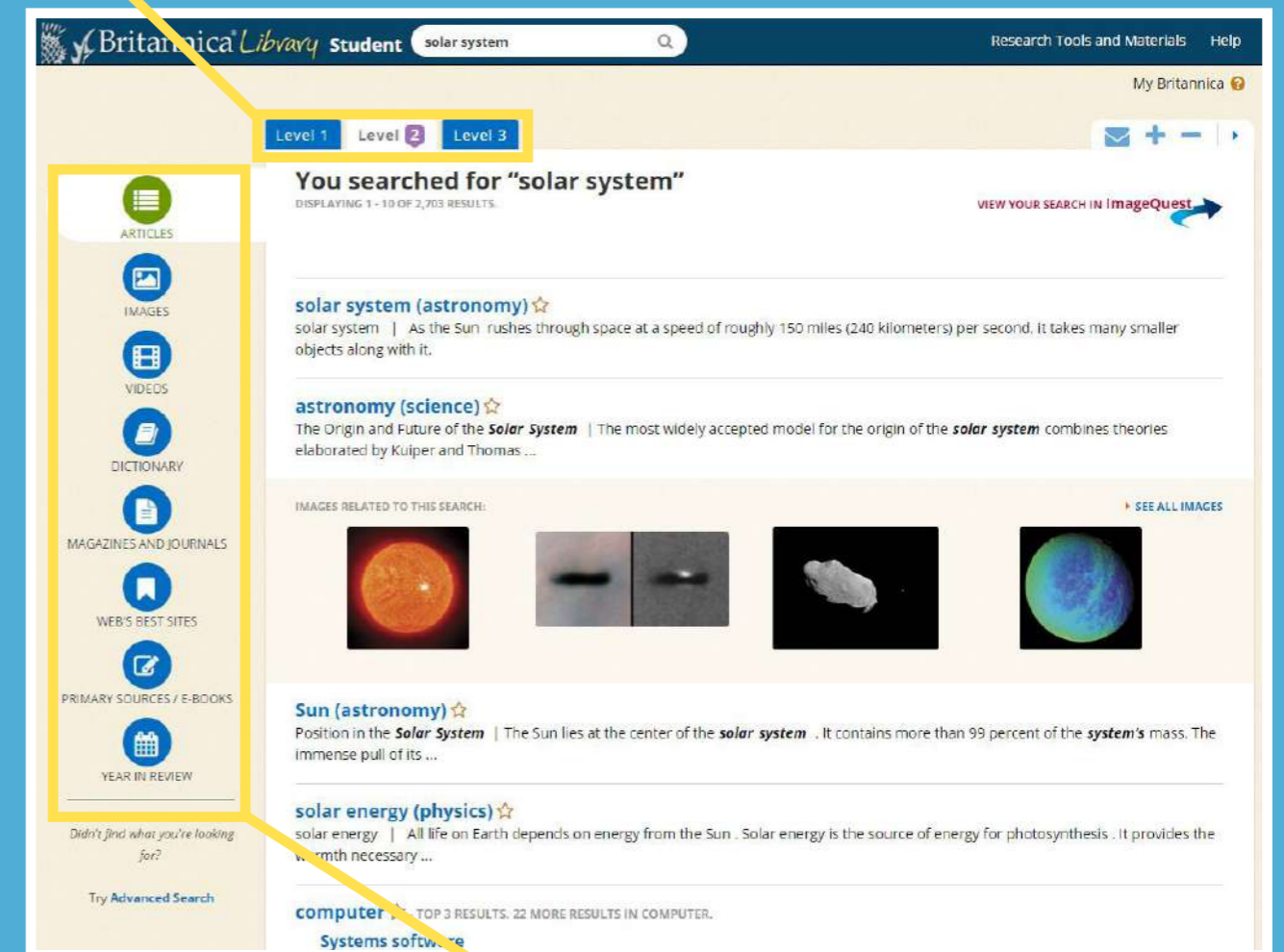
- **Research Tools and Materials** – here students can find lots of resources for their projects, including:
- **Pre-Research Planner** – helps students think about the before, during and after of researching, teaching students to research instead of just search
- **How To's** – guides to research presentation including research papers, book reviews, science reports and presentations.



Check out our **New and Revised Articles** section. Britannica guarantees to be continuously updated and here you can see which articles we've recently added or updated.

# Search Results Page

**Current Search** – here you can search multiple levels at once. By providing three content levels tailored to literacy ability, students can navigate to the level that is suitable for them without changing the age-appropriate visual appearance.

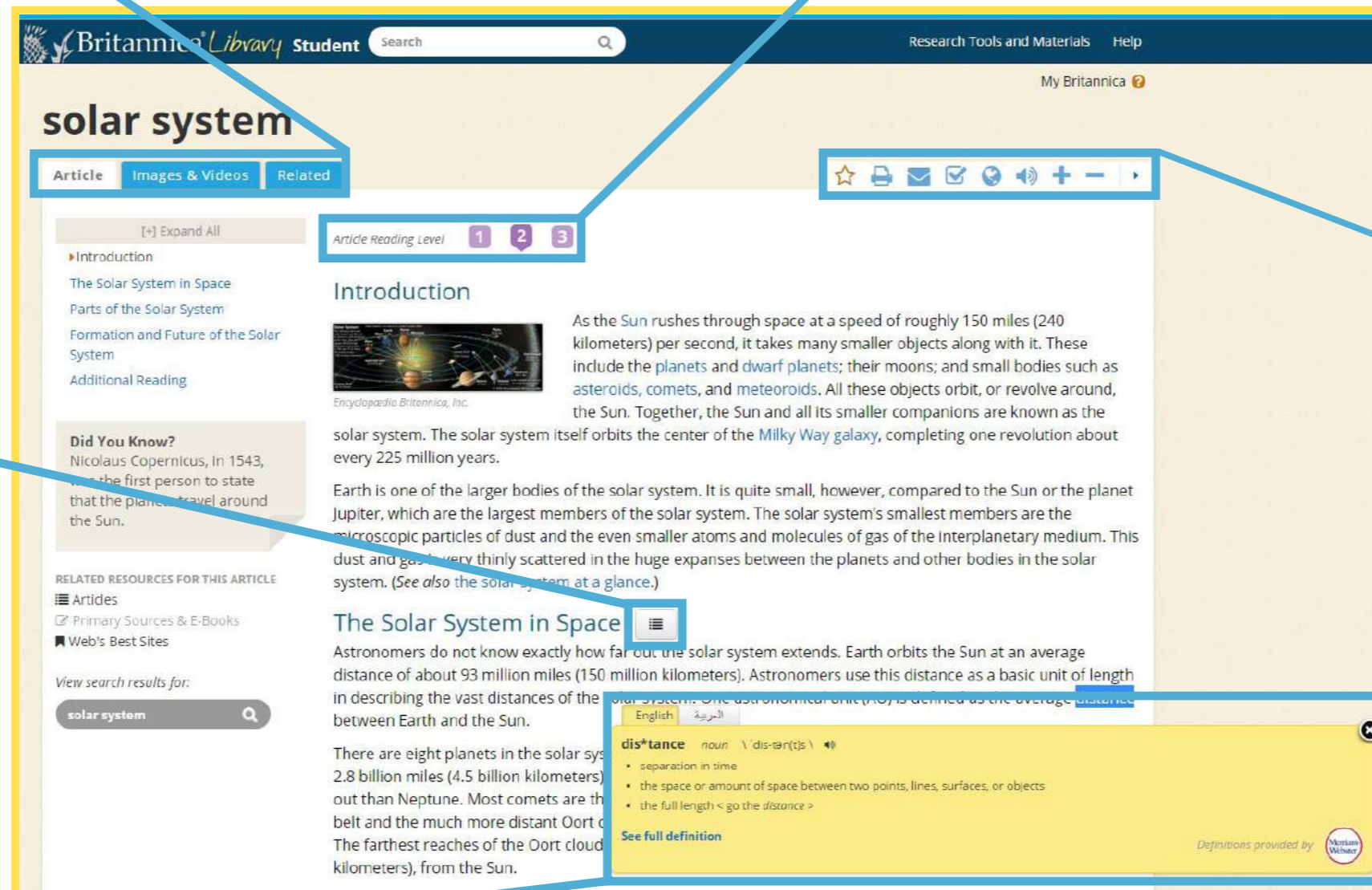


Here you can see our many content types that are included in every search, such as images, journals and recommended websites.

# Article Page

These tabs help you navigate between the article and relevant multimedia. The 'Related' tab takes students to a page where they will find encyclopedia articles that relate to your search topic. This helps students expand their research and make meaningful connections while researching.

Here students can switch between the three different reading levels – Junior, Student and Adult – to view content levels tailored to their literacy ability. Students navigate to the level that is suitable without changing the age-appropriate interface.



This is the article's table of contents. You can view the **Table of Contents** throughout the article by clicking on these buttons.

These navigation tools make it easy for students to take action:

- 'Favourite' an article
- Print
- E-mail
- Easy Citations
- Google Translate
- Text-to-speech
- Increase font size
- Decrease Font size

Every article has the 'double-click dictionary'. Double click on any word to see its definition – a handy tool to help build confidence for students with different English language levels and offer challenging extensions for excelling students. You can also access the **Arabic translation tool** here, by clicking on the tab.

For more information,  
please visit our website:  
[britannica.co.uk/egypt\\_info](http://britannica.co.uk/egypt_info)

